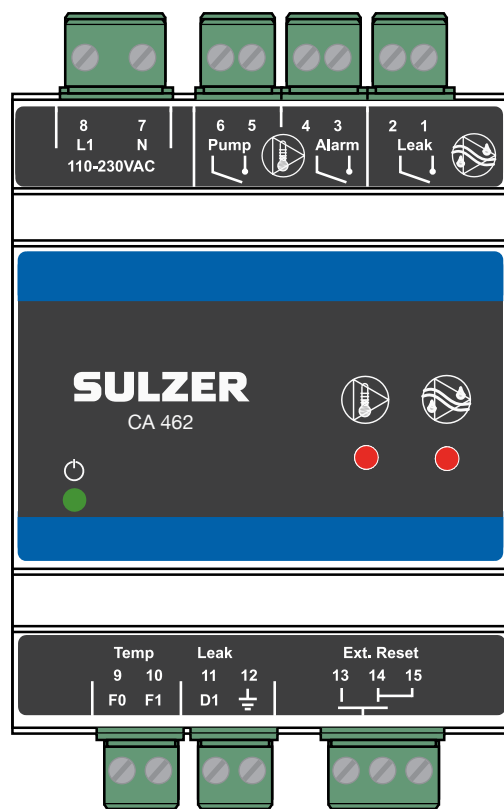

Temperature and Leakage Relay Type ABS CA 462



Copyright © 2017 Sulzer. All rights reserved.

This manual, as well as the software described in it, is furnished under license and may be used or copied only in accordance with the terms of such license. The content of this manual is furnished for informational use only, is subject to change without notice, and should not be construed as a commitment by Sulzer. Sulzer assumes no responsibility or liability for any errors or inaccuracies that may appear in this book.

Except as permitted by such license, no part of this publication may be reproduced, stored in a retrieval system, or transmitted, in any form or by any means, electronic, mechanical, recording, or otherwise, without the prior written permission of Sulzer.

Sulzer reserves the right to alter specifications due to technical developments.

1 FUNCTION AND USAGE

CA 462 is a combined standalone leakage detection and temperature blocking relay for DIN rail mount.

1.1 Function leakage

In case of water leakage, the resistance between the sensor electrode and housing will decrease. If the resistance becomes less than 100 kohm ($\pm 10\%$) between terminals 11 and 12, the relay contact on terminal 1 and 2 closes. The signal has to be stable for at least 10 seconds before the relay is been activated.

1.2 Function Temperature blocking

If the temperature in the pump is rising and the terminal protector sets off, the CA 462 is blocking the pump without any delay.

Automatic reset

– **if terminal 14 and 15 are open;** pump starts automatically when the temperature is back to normal.

Manual reset

– **if terminal 14 and 15 are bridged;** manual reset has to be done by terminal 13 and 14 after the temperature is back to normal.

Table 1: Connection chart

Terminal	Description
1	Leakage Alarm Relay (NO)
2	Leakage Alarm Relay
3	High Temperature Alarm Relay (NO)
4	High Temperature Alarm Relay
5	Pump Relay (NO) (Closed under normal operation)
6	Pump Relay
7	Power Supply (0 V or N)
8	Power Supply (+24 VDC or L1)
9	Input from pump temperature sensor (PTC / Klixon)
10	Input from pump temperature sensor (PTC / Klixon)
11	Input from pump leakage probes
12	Connect to Ground or Pump chassis
13	Reset switch for high temperature alarm
14	Reset switch for high temperature alarm
15	Manual reset required if bridged to terminal 14*

* If bridged to terminal 14; manually reset is required after high temperature alarm **after** condition is back to normal. If **not** bridge; pump start automatically when condition is back to normal.

Table 2: Product reference

Article	Description
16907006	CA 462 110-230 VAC Supply voltage
16907007	CA 462 18-36 VDC Supply voltage

One item of Xylem MiniCas adapter is included in both 16907006 and 16907007.

Table 3: Logic table of relay

Alarm Type	Alarm LED		Input State		Output Relay State			Remark
	Temperature	Leakage	Temp (9 & 10)	Leak (11 & 12)	Pump (5 & 6)	Alarm (4 & 3)	Leak (2 & 1)	
			closed	open	closed	open	open	Normal operation
Temperature	Yes	-	> 3.3 kohm	open	open	closed	open	Pump stops
Leakage	-	Yes	closed	< 100 kohm	closed	open	closed	Pump runs
Temp. + Leak.	Yes	Yes	> 3.3 kohm	< 100 kohm	open	closed	closed	Pump stops

2 CONNECTION DIAGRAM

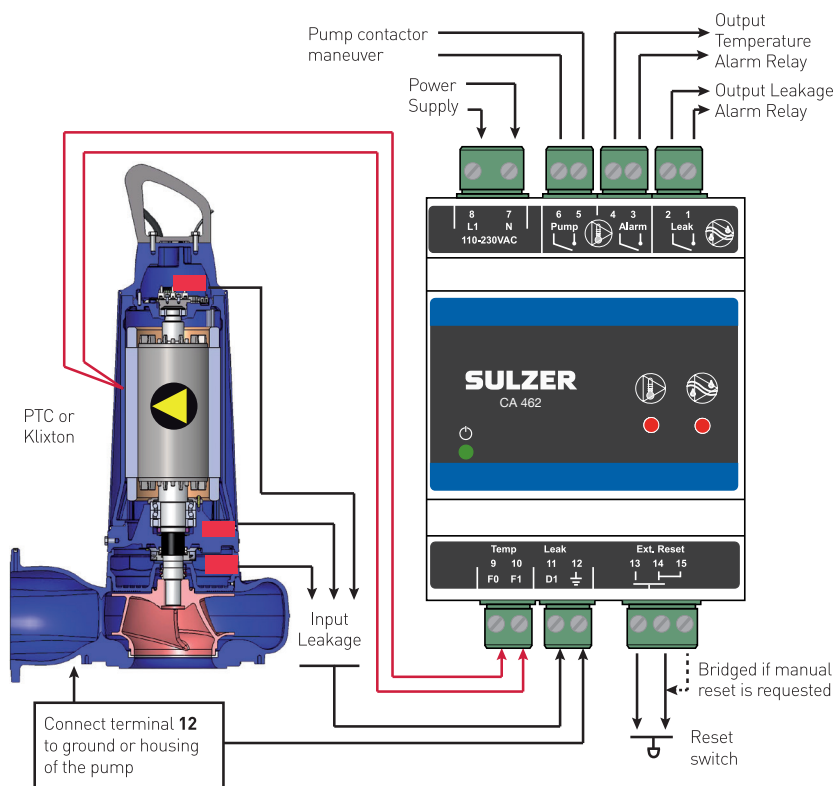


Figure 1 Electrical connection diagram

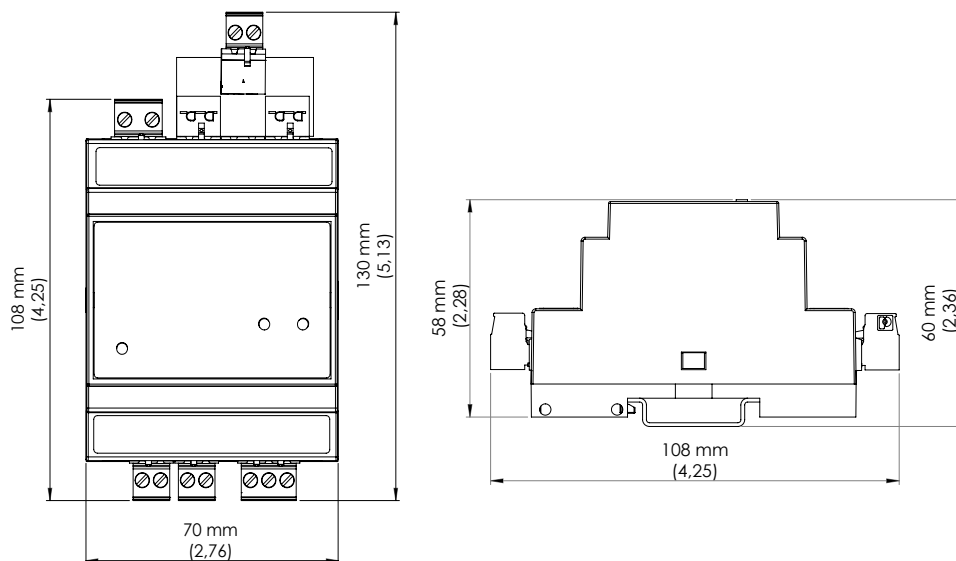


Figure 2 Dimensions

81907004H

3 ACCESSORIES

3.1 Xylem MiniCAS adapter

Table 4: Spare part

Article	Description
16907009	Xylem MiniCAS Adapter

3.1.1 Connection Diagram MiniCAS Adapter

Xylem MiniCAS adapter is a PCB with resistor network for interfacing CA 462 to Xylem MiniCAS relay. The output to MiniCas is polarity independent.

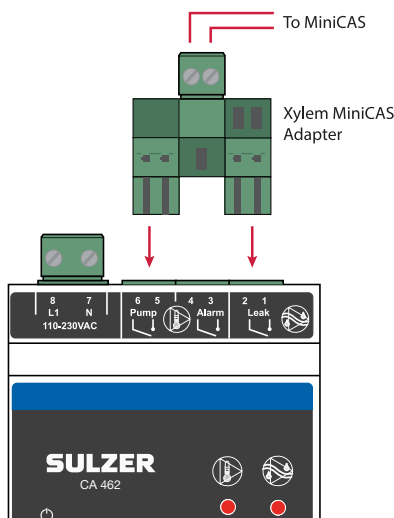





Figure 3 Connection diagram for MiniCAS adapter

Table 5: Logic diagram of output resistance related to the inputs

Temperature Input	Seal Leak Input	Output Resistance
OK	OK	Nominal (1500 Ω)
OK	Seal failure Condition	LOW (400 Ω)
Over-temperature Condition (open or disconnected)	OK or Seal Failure Condition	HIGH (>4000 Ω)

4 TECHNICAL DATA

4.1 Technical data CA 462

Temperature input threshold ($\pm 10\%$)	> 3.3 kohm (PTC / Klixon)	
Max PTC current	< 0.6 mA	
PTC source voltage	12 VDC	
Leakage sensor voltage	12 VDC	
Max leakage sensor current	< 15 μ A	
Leakage detection threshold ($\pm 10\%$)	< 100 kohm	
Leakage alarm delay	10 seconds	
Ambient operating temperature	-20 to +50 °C (-4 to +122 °F)	
Ambient storage temperature	-30 to +80 °C (-22 to +176 °F)	
Degree of protection	IP 20, NEMA: Type1	
Housing material	PPO and PC	
Mounting	DIN Rail 35 mm	
Installation category	CAT II	
Pollution degree	2	
Flame rate	V0 (E45329)	
Humidity	0-95% RH non-condensing	
Dimensions	H x W x D: 108 x 70 x 58 mm (4.25 x 2.76 x 2.28 inch)	
Power supply	16907006	110-230 VAC
	16907007	18-36 VDC SELV or Class 2
Fuse	Max 10 A	
Terminal wire size	Use copper (Cu) wire only. 0.2 - 2.5 mm ² flexible core, stripped length 8 mm.	
Terminal tightening torque	0.56 - 0.79 Nm (5 -7 lbs-in)	
Power consumption	< 5 W	
Max load alarm relays	250 VAC 3 Ampere resistive load	
Altitude	Max 2000 MASL or 6562 ft. AMSL	
Max load output pump blocking relay	250 VAC 6 Ampere resistive load	
Compliance	  	

Attention If the unit is used in a manner not described in this document the protection provided by the equipment may be impaired.

4.2 *Cleaning*

How to clean the unit

Powers off the unit and only outside/front shall be cleaned by using a dry, soft cloth. A good choice would be the microfiber type of cloth and gently wipe the CA 462 unit on front in order not to scratch the overlay. If the dry cloth did not completely remove the dirt, do not press harder in an attempt to scrub it off. If necessary, moisten the cloth by adding a small amount of water with thin solution of mild detergent and try again. Never use detergent with polish or solvent which can have an impact of the plastic surface.

Declaration of Conformity

As defined by:

EMC Directive 2014/30/EU, RoHS II Directive 2011/65/EU, Low Voltage Directive 2014/35/EU

(EN) EC Declaration of Conformity	(SV) EG-försäkran om överensstämmelse
(DE) EG-Konformitätserklärung	(NO) EUs Samsvarserklæring
(FR) Déclaration de Conformité CE	(DA) EC-Overensstemmelseserklæring
(NL) EC-Overeenkomstigheidsverklaring	(FI) EU-Vaatimustenmukaisuusvakuutus
(ES) Declaración de conformidad CE	(ET) EÜ Vastavuse deklaratsioon
(PT) Declaração de conformidade CE	(PL) Deklaracja zgodności WE
(IT) Dichiarazione di conformità CE	(CS) Prohlášení o shodě ES
(EL) Δήλωση εναρμόνισης EK	(SK) EC Vyhlásenie o zhode
(TR) AT Uygunluk Beyanı	(HU) EK Megfelelőségi nyilatkozat

Sulzer Pumps Sweden AB, Rökerigatan 20, SE-121 62 Johanneshov, Sweden

EN:	Name and address of the person authorised to compile the technical file to the authorities on request:
DE:	Name und Adresse der Person, die berechtigt ist, das technische Datenblatt den Behörden auf Anfrage zusammenzustellen:
FR:	Nom et adresse de la personne autorisée pour générer le fichier technique auprès des autorités sur demande :
NL:	Naam en adres van de persoon die geautoriseerd is voor het op verzoek samenstellen van het technisch bestand:
ES:	Nombre y dirección de la persona autorizada para compilar a pedido el archivo técnico destinado a las autoridades:
PT:	Nome e endereço da pessoa autorizada a compilar o ficheiro técnico para as autoridades, caso solicitado:
IT:	Il nome e l'indirizzo della persona autorizzata a compilare la documentazione tecnica per le autorità dietro richiesta::
EL:	Όνομα και διεύθυνση του ατόμου που είναι εξουσιοδοτημένο για τη σύνταξη του τεχνικού φακέλου προς τις αρχές επί τη απαιτήσει:
TR:	Yetkili makamlara istek üzerine teknik dosyayı hazırlamaya yetkili olan kişinin adı ve adresi:
SV:	Namn och adress på den person som är auktoriserad att utarbeta den tekniska dokumentationen till myndigheterna:
NO:	Navn og adresse på den personen som har tillatelse til å sette sammen den tekniske filen til myndighetene ved forespørsel:
DA:	Navn og adresse på den person, der har tilladelse til at samle den tekniske dokumentation til myndighederne ved anmodning om dette:
FI:	Viranomaisten vaatiessa teknisten tietojen lomaketta lomakkeen valtuutetun laatijan nimi ja osoite:
ET:	Isiku nimi ja aadress, kelle pädevuses on koostada nõudmise korral ametiasutustele tehnilist dokumentatsiooni:
PL:	Nazwisko i adres osoby upoważnionej do przygotowania dokumentacji technicznej w przypadku, gdy jest ona wymagana przez władze:
CS:	Jméno a adresa osoby oprávněné na vyžádání ze strany úřadů vytvořit soubor technické dokumentace:
SK:	Meno a adresa osoby oprávnenej na zostavenie technického súboru pre úrady na požiadanie:
HU:	Asmens, jgalioti valdžios institucijoms pareikalavus sudaryti techninę bylą, vardas, pavardė ir adresas:

Frank Ennenbach, Director Product Safety and Regulations, Sulzer Management AG , Neuwiesenstrasse 15, 8401 Winterthur, Switzerland

EN:	Declare under our sole responsibility that the products:	SV:	Försäkrar under eget ansvar att produkterna:
DE:	Erklärt eigenverantwortlich dass die Produkte:	NO:	Erklærer på eget ansvar, at følgende produkter
FR:	Déclarons sous notre seule responsabilité que les produits:	DA:	Erklærer på eget ansvar, at følgende produkter:
NL:	Verklaren geheel onder eigen verantwoordelijkheid dat de producten:	FI:	Vakuutamme yksinomaan omalla vastuullamme, että seuraavat tuotteet
ES:	Declaramos bajo nuestra exclusiva responsabilidad que los productos:	ET:	Deklareerime ainuvastutajana, et tooted:
PT:	Declaramos sob nossa unia responsabilidade que los produtos:	PL:	Deklaruje z pełna odpowiedzialnością, że urządzenia typu:
IT:	Dichiariamo sotto la nostra esclusiva responsabilità che i prodotti:	CS:	Prohlašuje na vlastní odpovědnost, že výrobky:
EL:	Δηλώνουμε με αποκλειστική μας ευθύνη ότι τα προϊόντα:	SK:	Vyhlasujeme na našu zodpovednosť, že výrobky:
TR:	Sorumluluk tamamen bize ait olarak beyan ederiz ki aşağıdaki ürünler:	HU:	Felelősségünk teljes tudatában kijelentjük, hogy a termékek:

Temperature and leakage relay type ABS CA 462

EN:	to which this declaration relates are in conformity with the following standards or other normative documents:
DE:	auf die sich diese Erklärung bezieht, den folgenden und/oder anderen normativen Dokumenten entsprechen:
FR:	auxquels se réfère cette déclaration sont conformes aux normes ou à d'autres documents normatifs:
NL:	waarop deze verklaring betrekking heeft, in overeenstemming zijn met de volgende normen of andere normatieve documenten:
ES:	objeto de esta declaración, están conformes con las siguientes normas u otros documentos normativos:
PT:	aque se refere esta declaração está em conformidade com as Normas ou outros documentos normativos:
IT:	ai quali questa dichiarazione si riferisce sono conformi alla seguente norma o ad altri documenti normativi:
EL:	τα οποία αφορά η παρούσα δήλωση είναι σύμφωνα με τα ακόλουθα πρότυπα ή άλλα κανονιστικά έγγραφα:
TR:	bu beyanın konusunu oluşturmakta olup aşağıdaki standart ve diğer norm belgelerine uygundur:
SV:	som omfattas av denna försäkran är i överensstämmelse med följande standarder eller andra regelgivande dokument:
NO:	som dekkes av denne erklæringen, er i samsvar med følgende standarder eller andre normative dokumenter:
DA:	som er omfattet af denne erklæring, er i overensstemmelse med følgende standarder eller andre normative dokumenter:
FI:	joihin tämä vakuutus liittyy, ovat seuraavien standardien sekä muiden sääntö- ja määräysten asiakirjojen mukaisia:
ET:	mida käespool deklaratatsioon puudutab, on vastavuses järgmistele standardidele ja muudele normatiivdokumentidele:
PL:	do których odnosi się niniejsza deklaracja są zgodne z następującymi normami lub innymi dokumentami normatywnymi:
CS:	na které se toto prohlášení vztahuje, jsou v souladu s následujícími normami nebo jinými normativními dokumenty:
SK:	na ktoré sa vzahuje toto vyhlásenie, zodpovedajú nasledujúcim štandardom a iným záväzným dokumentom:
HU:	amelyekre ez a nyilatkozat vonatkozik, megfelelnek a következő szabványokban és egyéb szabályozó dokumentumokban leírtaknak:


Safety: EN 61010-1:2010

EMC: EN 61326-1:2013

Stockholm 2017-08-09



Per Askenström
Sulzer Pumps Sweden AB



SULZER

Sulzer Pump Solutions Ireland Ltd., Clonard Road, Wexford, Ireland
Tel. +353 53 91 63 200, Fax +353 53 91 42 335, www.sulzer.com